



✕ Range of heights - 6U through to 21U

✕ Quick release side panels for easy access

✕ Available Flat Pack or Assembled

Features

- Range of heights - 6U through to 21U
- Choice of colour
- Quick release doors and side panel
- Removable cable entry panel in top and base
- Quick release side panels for easy access
- Aesthetically pleasing framed safety glass front door
- Adjustable front and rear 19" mounting profiles
- Available Flat Pack or Assembled

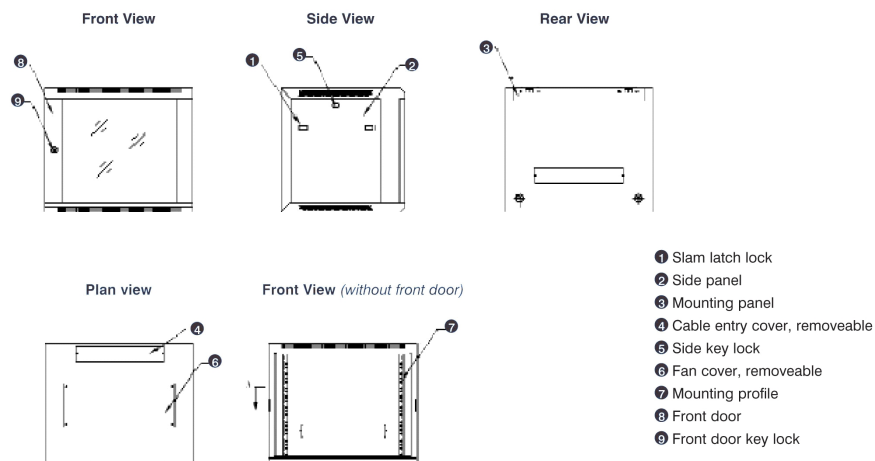
Product Overview

The Excel 500 series is a range of 19" 500mm wall mount racks designed for installation of both cabling and equipment, and is ideal for use across a range of applications including local area networking (LAN) cabling and hardware, and the housing of security and audio and visual equipment.

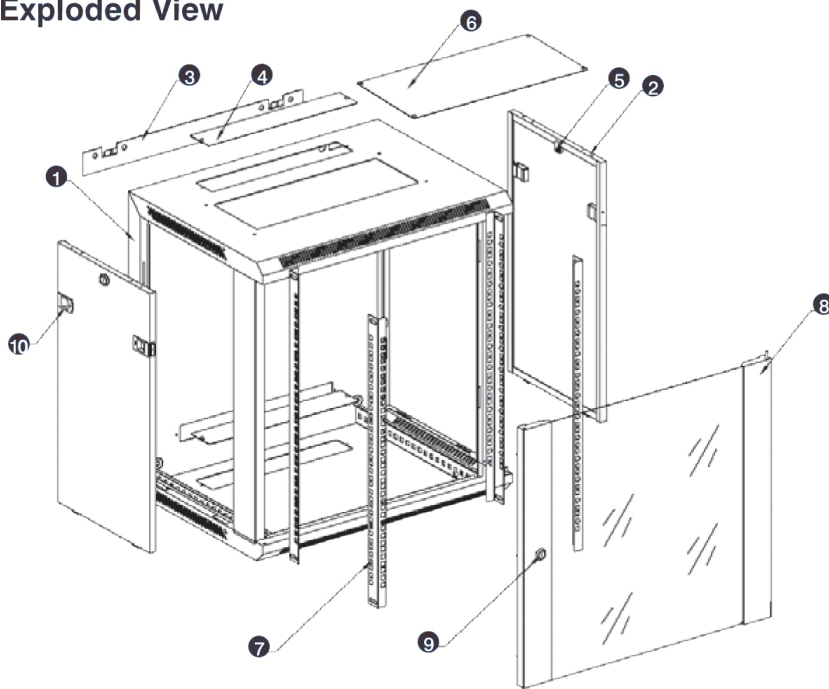
Each rack is designed with strength, ease of use and aesthetics in mind. Features such as quick release doors and side panels, fully adjustable front and rear profiles and above average access through the either the top or base of the rack make the product extremely flexible and easy to install cables and equipment into. The wall mount racks are available assembled or flat pack. The flat pack supplied version permits makes handling the rack onsite simple for one person. Due to the design the rack can be assembled 'on the wall' for ease.

A full range of Excel accessories are available to complete cable or equipment installation from shelving through to ventilation and power distribution units.


Sectional Views



Exploded View




- ① Frame
- ② Side panel
- ③ Mounting panel
- ④ Cable entry cover, removeable
- ⑤ Side key lock
- ⑥ Fan cover, removeable
- ⑦ Mounting profile
- ⑧ Front door
- ⑨ Front door key lock
- ⑩ Slam latch lock



- Aesthetically pleasing design with framed glass front door



- Lockable, quick release side panels, for maximum access into cabinet



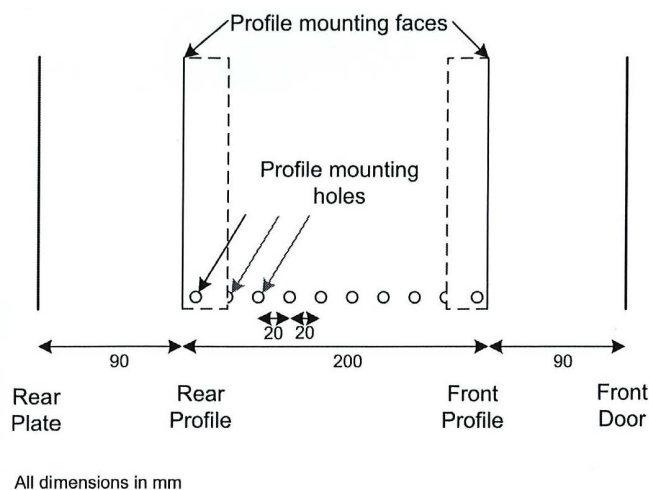
- Cable entry cut out in top and base

- Angled vented roof

- Adjustable 19" mounting profiles

Internal Dimensions

This diagram indicates the approximate internal dimensions of the wall cabinet and 19" profile mounting positions.



Material Thickness

Frame	1.20mm
Top cover and fan entry plate	1.20mm
19" mounting angles	1.50mm
Side panels	1.20mm
Front door frame	1.20mm
Front door glass	5.00mm
Cable Entry Knock Out (Roof & Base)	230 mm x 45 mm

Product Standard Compliance

Manufacturing facility	ISO 9001:2000
19" mounting angles	IEC297-1
Overall rack dimensions	IEC297-2
Load carrying capacity	60kg
Paint finish, grey rack	RAL 7035
Paint finish, black rack	RAL 9004
Front door blue trim	RAL 5013
Glass door, safety specification	BS3193:1993
Surface treatment	Phosphate Coating

Part Numbers

U Size	Width (mm)	Overall Height (mm)	Depth (mm)	Part Number - Grey	Part Number - Grey Flat Pack	Part Number - Black	Part Number - Black Flat Pack
6U	570	368	500	WB6.5SG	WBFP6.5SG	WB6.5SGB	WBFP6.5SGB
9U	570	501	500	WB9.5SG	WBFP9.5SG	WB9.5SGB	WBFP9.5SGB
12U	570	635	500	WB12.5SG	WBFP12.5SG	WB12.5SGB	WBFP12.5SGB
15U	570	769	500	WB15.5SG	WBFP15.5SG	WB15.5SGB	WBFP15.5SGB
18U	570	901	500	WB18.5SG	WBFP18.5SG	WB18.5SGB	WBFP18.5SGB
21U	570	1037	500	WB21.5SG	WBFP21.5SG	WB21.5SGB	WBFP21.5SGB

The Excel series of wall mount racks are also available in 390mm and 600mm depths. We also supply a broad range of floor standing cabinets.

Excel is a world-class premium performing end-to-end infrastructure solution - designed, manufactured, supported and delivered - without compromise.

Contact us at sales@excel-networking.com

excel
without compromise.

E&OE. Excel is a registered trade name of Mayflex Holdings Ltd.

www.excel-networking.com